



Version 1.0 | Live from 3 December 2021

New Zealand COVID-19 Construction Protocols

New Zealand's COVID-19 Protection Framework specifies public health and social measures to be taken against COVID-19. We recognise that we must work together and implement workplace control measures to minimise risk to workers.

These protocols and attachments are to be read in conjunction with the COVID-19 – Standard for New Zealand Construction Operations and reflect how the requirements in the standard may be achieved. As we move between levels these protocols are expected to develop and evolve as requirements change from government and industry experience and are to be treated as working documents which will indicate what we need to do to operate and plan for the kinds of restrictions we may be required to put in place.

OUR COMMITMENT AS AN INDUSTRY:

- We are committed to working alongside Government to manage the spread of COVID-19.
- As an industry, we are united against COVID-19 and will do our utmost to protect our workers, the wider community and New Zealand.
- We know that we're in this together – this means trusting those we work with will keep us safe and that we'll do the same for them.
- We are committed to supporting a culture of good mental health and positive wellbeing for our construction community



For information on what COVID-19 is, what the symptoms are, and how it spreads, visit www.covid19.govt.nz

All sites must undertake a risk assessment of their activities which includes the risk of COVID-19.

EXAMPLE COVID-19 RISK ASSESSMENT TOOL.




This is a risk assessment which has been developed for the construction industry as guidance, it may be added to or adjusted on a case by case basis considering the nature of the business or work.




Where a risk assessment has been carried out and the site does not require vaccination to be mandated, additional controls (above the controls listed within the red, orange and green levels) should be implemented.



What Zone are you in?





Site operations under Red

[Click here for supporting resources](#)

Site entry



Keep a record of who is on site, and when, every day as you may be required to track back for contact tracing.

The business's official government QR code for the NZ COVID Tracer App must be displayed at all site entrances.

Limit visitors to site wherever possible.

Introduce staggered start, finish and break times where possible to avoid extensive intermingling to reduce potential of exposure.

Provide hygiene stations at entrances and require all workers and visitors to wash or sanitise their hands before entering and leaving the site.

Delivery drivers should remain in their vehicles if the load will allow it and must wash or clean their hands before unloading goods and materials.

Monitor site access points to enable physical distancing when entering site and interfacing with the public – you may need to change the number of access points, increase to reduce congestion or decrease to enable monitoring.

Signage reminding workers of the COVID-19 protocols and hygiene practices will be posted at the site entrance and in common areas where appropriate.

Site operations



A COVID-19 Response plan must be available and accessible on site for managing a suspected or confirmed case of COVID-19 at work.

Additional hygiene and sanitary measures are to be implemented on site to prevent the spread of COVID-19 e.g. hand washing stations, provision of additional hand sanitizer, provision of disinfectant wiping products.

Greater focus on cleaning processes as per the cleaning guide in supporting resources.

Clean shared vehicles before and after use.

Increase ventilation in enclosed spaces.

Keep team sizes as small as possible or create work 'bubbles' to minimise the operational impact of a positive COVID-19 case on your wider team.

Work site is to be segregated into zones (or by other methods) as much as possible to keep different teams/trades physically separated at all times.

Where possible, apply a one-way system in high-traffic areas, such as lifts, stairwells and scaffolds.

Where practical, all office employees supporting a project work remotely.

One member of the crew nominated to receive supplies etc. Keep the engagement with the other person as brief as possible and maintain a one metre physical distance.

Ask for paperwork to be emailed rather than handed over as much as possible: If unavoidable, then either wear gloves when handling the item or wash hands before and after handling said items.

All waste and disposable PPE must be removed from site and appropriately disposed of.

Face coverings

All workers interacting face-to-face with the public must wear a face covering while at work. Use risk assessment for determining the appropriate face covering.

- If you are entering a private home, you should also request the people in the home to wear a mask while you are there.

Site Meetings and Inductions


Meetings are to be held through teleconferencing or videoconferencing where possible.

For face-to-face indoor meetings, only absolutely necessary participants should attend and records kept.

- Rooms should be well ventilated/windows open.
- Hold meetings in open areas where possible.
- Keep teams or work 'bubbles' separated using physical distancing.

Where a risk assessment has been carried out and the site/activity does not require vaccination to be mandated additional controls for non-vaccinated sites should be implemented.

[Additional controls for sites which do not require vaccination.](#)



Site operations under Orange

Site entry



Keep a record of who is on site, and when, every day as you may be required to track back for contact tracing.

The business's official government QR code for the NZ COVID Tracer App must be displayed at all site entrances.

Limit visitors to site where ever possible.

Provide hygiene stations at entrances and require all workers and visitors to wash or sanitise their hands before entering and leaving the site.

Signage reminding workers of the COVID-19 protocols and hygiene practices will be posted at the site entrance and in common areas where appropriate.

Site operations



A COVID-19 Response plan must be available and accessible on site for managing a suspected or confirmed case of COVID-19 at work.

Additional hygiene and sanitary measures are to be implemented on site to prevent the spread of COVID-19 e.g. hand washing stations, provision of additional hand sanitizer, provision of disinfectant wiping products.

Clean shared vehicles before and after use.

Keep team sizes as small as possible or create work 'bubbles' to minimise the operational impact of a positive covid-19 case on your wider team.

Where practical, all office employees supporting a project work remotely.

All waste and disposable PPE must be must be removed from site and appropriately disposed of.

Face coverings

All workers interacting face-to-face with the public must wear a face covering while at work. Use risk assessment for determining the appropriate face covering.

- If you are entering a private home, you should also request the people in the home to wear a mask while you are there.

Site Meetings and Inductions

Meetings are to be held through teleconferencing or video conferencing where possible.


For face-to-face indoor meetings, only absolutely necessary participants should and records kept.

- Hold meetings in open areas where possible.
- Rooms should be well ventilated/windows opened to allow fresh air circulation.
- Keep teams or work 'bubbles' separated using physical distancing

Where a risk assessment has been carried out and the site/activity does not require vaccination to be mandated additional controls for non-vaccinated sites should be considered.

[Additional controls for sites which do not require vaccination.](#)





Site operations under Green

[Click here for supporting resources](#)

Site entry



Keep a record of who is on site, and when, every day as you may be required to track back for contact tracing.

The business's official government QR code for the NZ COVID Tracer App must be displayed at all site entrances.

Provide hygiene stations at entrances for workers and visitors to wash or sanitise their hands before entering and leaving the site.

Signage reminding workers of the COVID-19 protocols and hygiene practices will be posted at the site entrance and in common areas where appropriate.

Site operations



A COVID-19 Response plan must be available and accessible on site for managing a suspected or confirmed case of COVID-19 at work.

Additional hygiene and sanitary measures are to be implemented on site to prevent the spread of COVID-19 e.g. hand washing stations, provision of additional hand sanitizer, provision of disinfectant wiping products.

All waste and disposable PPE must be removed from site and appropriately disposed of.

Where a risk assessment has been carried out and the site/activity does not require vaccination to be mandated additional controls for non-vaccinated sites may be implemented.

[Additional controls for sites which do not require vaccination.](#)




Additional controls

SUGGESTED ADDITIONAL CONTROLS WHERE FULL VACCINATION IS NOT MANDATORY

Where a risk assessment has been carried out and the site/activity does not require full vaccination to be mandated additional controls should be implemented.

DEPENDING ON LEVEL, THESE CONTROLS COULD INCLUDE:



Increased surveillance of symptoms



Physical Distancing



Compulsory testing



Maintain work bubbles



Evidence of having had a COVID-19 test administered and returned a negative test no more than 72 hours before entry to site



Requirement of face covering on site



Supporting Resources

FAQS

SUPPORTING RESOURCES TO HELP IMPLEMENT THESE PROTOCOLS ON SITE:



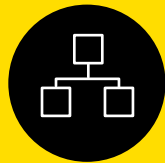
[Managers Checklist](#)



[Risk Assessment guide for vaccination](#)



[Vaccination Information](#)



[COVID-19 Response plan](#)



[Government travel guide and boundary restrictions](#)



[Posters and Signage](#)



[Sign-in register](#)



[COVID-19 Contact Type Definitions and Processes](#)



[Cleaning and Hygiene Guide](#)



[MATES in Construction Manager Guides](#)



[Personal health flowchart](#)



[Returning home after work guide](#)



[Mates in Construction Mental Health Guides](#)



[Safe practices when using face masks on site](#)



[Safe practices when using gloves on site](#)

HELP SERVICES

Healthline
call 0800 358 5453
health.govt.nz

Unite Against COVID-19
covid19.govt.nz

National Telehealth Service
1737.org.nz

Mental Health Foundation
mentalhealth.org.nz

MATES in Construction
0800 111 315
mates.net.nz

Site Signage

SAFE PRACTICES WHEN USING
FACE MASKS ON SITE



WASH YOUR HANDS
WITH SOAP AND WATER



STOP THE SPREAD OF
CORONAVIRUS (COVID-19)



THIS IS A
VACCINATED SITE



SAFE PRACTICES WHEN USING
GLOVES ON SITE



VACCINATION POSTER
LET'S KEEP BUILDING TOGETHER.



PROTECT YOURSELF AND
YOUR WORKMATES AGAINST COVID-19



MATES IN CONSTRUCTION
MENTAL HEALTH SUPPORT

